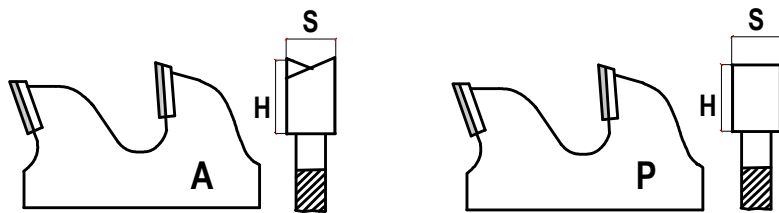


730 LAME CIRCOLARI IN DIA

UNIVERSAL CIRCULAR SAW BLADE



SPECIFICARE LA FORMA DEL DENTE A o P

SPECIFY THE TOOTH FORM

PER TAGLI DI LEGNI COMPENSATI, IMPIALLACCIATI, PANNELLI IN FIBRA E RIVESTIMENTI PLASTICI

FOR THE CUTTING OF PLYWOOD, VENEERS, FOR HARDBOARD AND MEDIUM DENSITY BOARD AND FOR PLASTIC LAMINATED CHIPBOARD

730 H=6

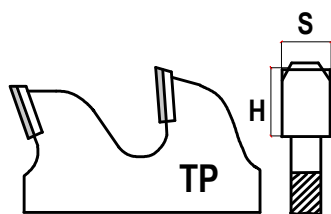
MEC

Codice nr. DIA	D. mm.	B mm.	d mm.	Z
730 30 48	300	3.2		48
730 30 60	300	3.2		60
730 30 72	300	3.2		72
730 30 84	300	3.2		84
730 35 48	350	3.2		54
730 35 60	350	3.2		72
730 35 72	350	3.2		84
730 35 84	350	3.2		96

FORI A RICHIESTA

HOLES ON REQUEST

740 LAME PER SEZIONATRICI IN DIA



FORMA DEL DENTE TP

TOOTHFORM

PER SEZIONARE E SQUADRARE PANNELLI TRUCIOLARI E LAMINATI
DIVIDING AND SIZING HIGH PRESSURE OR PLASTIC LAMINATED PANELS

740 H=6

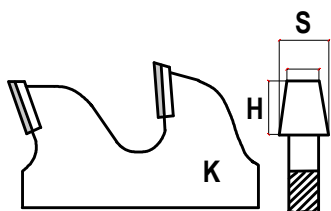
MEC

Codice nr. DIA	D. mm.	B mm.	d mm.	Z
740 35 72	350	4.6		72
740 40 72	400	4.6		72

FORI A RICHIESTA

HOLES ON REQUEST

750 INCISORI CONICI IN DIA



FORMA DEL DENTE K

TOOTHFORM

PER INCIDERE PANNELLI TRUCIOLARI, IMPIALLACCIATI O CON RIVESTIMENTO PLASTICO

TO ENGRAVE COMPRESSED WOOD, BLOCKBOARD OR PLASTIC LAMINATED CHIPBOARD

750 H=6

MEC

Codice nr. DIA	D. mm.	B mm.	d mm.	Z
750 16 36	160	4.6-5.6		36
750 20 36	200	4.6-5.6		36

FORI A RICHIESTA

HOLES ON REQUEST